

S923 CUSTOM SLEEPER SOFA PROGRAM



S923-81-JA-BEB

1. CHOOSE AN ARM

2. CHOOSE A BACK

3. CHOOSE A BASE


4. CHOOSE A LEG



A - AVERY
T CUSHION #AT - 7.5"



A - AVERY
SQUARE CUSHION #AA - 5.5"



D - DAVIDSON
SQUARE CUSHION #DA - 10"



D - DAVIDSON
T CUSHION #DT - 10"



G - GUILDFORD
SQUARE CUSHION #GA - 3"




G - GUILDFORD
T CUSHION #GT - 3"



H - HEYDON
SQUARE CUSHION #HA - 4"




H - HEYDON
T CUSHION #HT - 4"



I - INMAN
SQUARE CUSHION #IA - 7.5"



I - INMAN
T CUSHION #IT - 7.5"



J - JENSEN
SQUARE CUSHION #JA - 5"



J - JENSEN
T CUSHION #JT - 5"



K - KERSEY
SQUARE CUSHION #KA - 5.5"



K - KERSEY
T CUSHION #KT - 5.5"



L - LEYLAND
SQUARE CUSHION #LA - 7.5"



L - LEYLAND
T CUSHION #LT - 7.5"



M - MARGATE
SQUARE CUSHION #MA - 7.5"



M - MARGATE
T CUSHION #MT - 7.5"



N - NORWICH
SQUARE CUSHION #NA - 7.5"



N - NORWICH
T CUSHION #NT - 7.5"

When selecting arm styles A, D, G & H the back pillow will reside within the arms. If you want the back pillow to extend over the arm please specify.

Additionally, arm styles D, G, H, I & J are made weltless as photographed. Please refer to your price list if you desire to add welt.

DIMENSIONS

ARM CHOICES	W - D - H	ISW - ISD - SH - AH
JA / JT 6"	81 - 38 - 37	69 - 21 - 19 - 24.5
HA / HT 5"	79 - 38 - 37	69 - 21 - 19 - 24.5
GA / GT 4"	77 - 38 - 37	69 - 21 - 19 - 24.5
LA / LT 8"	84 - 38 - 37	68 - 21 - 19 - 24.5
MA / MT 8"	84 - 38 - 37	68 - 21 - 19 - 24.5
NA / NT 8"	84 - 38 - 37	68 - 21 - 19 - 24.5
KA / KT 6"	81 - 38 - 37	69 - 21 - 19 - 24.5
AA / AT 5.5"	81 - 38 - 37	69 - 21 - 19 - 24.5
DA / DT 10"	90 - 38 - 37	69 - 21 - 19 - 24.5
IA / IT 7.5"	86 - 38 - 37	69 - 21 - 19 - 24.5

1. CHOOSE AN ARM

2. CHOOSE A BACK

3. CHOOSE A BASE

4. CHOOSE A LEG



A - KNIFE EDGE BACK PILLOW



B - BOXED BACK PILLOW

1. CHOOSE AN ARM

2. CHOOSE A BACK

3. CHOOSE A BASE

4. CHOOSE A LEG



E - EXPOSED LEG BASE



K - KICK PLEAT FLOUNCE BASE

1. CHOOSE AN ARM

2. CHOOSE A BACK

3. CHOOSE A BASE

4. CHOOSE A LEG



A - SMALL BLOCK FOOT
4" W x 2" H



B - MEDIUM BLOCK FOOT
5" W x 2" H



L - LARGE BLOCK FOOT
7-1/2" W X 2" H



N - EXTRA LARGE BLOCK FOOT
10" W x 2" H

- . Standard with: (2) 20" Knife Edge Welted Throw Pillows
- . Standard with 6" inter coil spring mattress
Also available: Air dream mattress at a \$200 up charge
- . Available in queen size only